

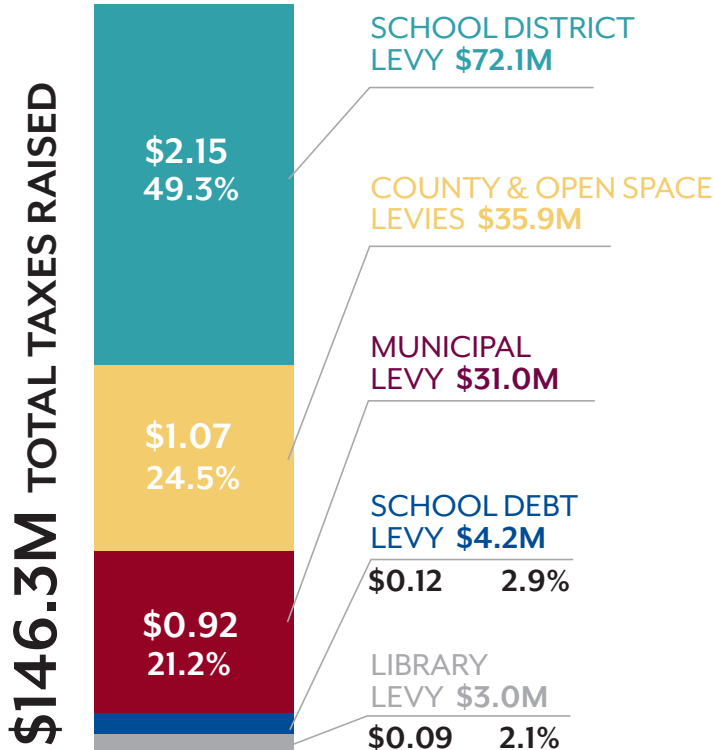


2024 MUNICIPAL BUDGET SNAPSHOT

PROPOSED BUDGET SUMMARY

2024 ESTIMATED TAX LEVIES & RATES BREAKDOWN

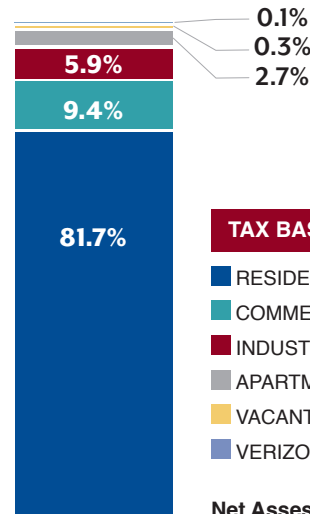
TAX RATES BASED ON \$100 OF ASSESSED PROPERTY VALUATION



SUMMIT'S TAX BASE

\$3.35B **\$81.9 MILLION** FROM 2023
(MUNICIPAL TAX REVENUE GAIN \$741,000)

TAX BASE GROWTH REDUCES
MUNICIPAL TAX RATE BY **\$0.02**



TAX BASE CLASSIFICATION

RESIDENTIAL (4 families or fewer)	\$2,738,919,200
COMMERCIAL	\$315,806,300
INDUSTRIAL	\$196,608,000
APARTMENT	\$91,247,100
VACANT LAND	\$9,335,200
VERIZON (Business Personal Property Telephone)	\$2,549,407

Net Assessed Valuation Total **\$3,354,465,207**

HOW ARE PROPERTY TAXES COMPUTED?

Tax Rate = Tax Levy Amount ÷ Tax Base Value

2024 Municipal Tax Rate = \$31,032,174 / \$3,354,465,207 = \$0.92 per \$100



\$0.02

Increase in
Municipal
Tax Rate

\$435,648 **Average Home Assessment**

TAX RATES (divided by \$100)	ESTIMATED TAXES	
\$0.00925	= \$4,030	Municipal
\$0.02152	= \$9,375	School District
\$0.01071	= \$4,666	County & Open Space
\$0.00125	= \$545	School Debt Service
\$0.00091	= \$396	Public Library

2024 Total Property Taxes: \$19,012

- \$163 or 0.9% estimated increase in total tax bill on average home assessment
- \$37 estimated increase in total tax bill for every \$100,000 of assessed value
- \$4.36 per \$100 of assessed valuation in total estimated tax rate
- \$0.01 of tax rate is equal to \$335,446

For every
property tax dollar
billed and collected,
the city retains **\$0.21**
to fund municipal
budget needs.

PUBLIC HEARING ON 2024 MUNICIPAL BUDGET:

Tuesday, May 7, 2024 at 7:30pm in City Hall Council Chamber

FINANCIAL PLAN | 2024

GENERAL FUND	Municipal Budget	\$57,150,641
	Capital Budget	\$4,075,100
	Subtotal	\$61,225,741
SEWER UTILITY FUND	Operations Budget	\$6,103,252
	Capital Budget	\$2,655,000
	Subtotal	\$8,758,252
PARKING SERVICES UTILITY FUND	Operations Budget	\$3,306,960
	Capital Budget	\$55,000
	Subtotal	\$3,361,960

Total Financial Budget \$73,345,953

REVENUE

- Non-tax revenue up \$26,243 from 2023 due to \$429,000 of non-recurring revenue loss (federal stimulus aid and other reserve depletion)
- Municipal tax levy is \$1.46 million higher this year. New tax base valuation growth will generate new municipal tax revenue to offset levy increase by approximately \$741,000
- General Fund balance anticipated revenue (surplus) will be \$8.20 million, up \$170,000. The city will maintain \$3.47 million (30%) of available fund balance (\$11.67 million) as unrestricted cash
- State aid revenue (energy receipts tax) will increase by \$172,789
- Grants awarded and received so far in 2024 is \$517,293 lower than anticipated last year

HOW CITY REVENUE IS GENERATED

REVENUE SOURCE	Y-O-Y % CHANGE	\$ IN MILLIONS 2024 2023	% OF TOTAL
Municipal Tax Levy	5.0% ▲	\$31.03 \$29.56	54.3%
Fund Balance	2.1% ▲	\$8.20 \$8.00	14.3%
Local Revenues	-1.1% ▼	\$3.66 \$3.70	6.4%
School District Debt Obligation	11.0% ▲	\$3.84 \$3.46	7.0%
State Aid	7.9% ▲	\$3.71 \$3.44	6.2%
Enterprise Funds/Contributions	5.2% ▲	\$3.20 \$3.05	5.6%
Library Tax Levy	7.4% ▲	\$3.05 \$2.83	5.3%
Grants	-79.0% ▼	\$0.14 \$0.65	0.2%
Prior Year Tax Receipts	-5.7% ▼	\$0.30 \$0.31	0.5%

LOCAL REVENUES

INCREASES ▲	\$662,500 Interest on investments	DECREASES ▼	\$795,400 AHS/Overlook Community Service Support agreement
	\$110,000 Municipal Court fees		\$31,000 Community Services fees
	\$27,500 Utility cell tower lease		\$25,000 Police off-duty administration fees

ENTERPRISE FUNDS/CONTRIBUTIONS

INCREASES ▲	\$522,663 AHS/Overlook Community Service contribution	DECREASES ▼	\$366,432 American Rescue Plan stimulus aid
	\$195,000 Parking Services Utility contribution		\$175,000 General Capital surplus
	\$35,000 Sewer Utility share of various costs		\$33,000 Reserve for municipal asset sales

GET CONNECTED



Receive official emergency notifications from the city at smart911.com



Receive notifications from the Summit Police Department at nixle.com



Sign up for information and updates at cityofsummit.org/notifications

APPROPRIATIONS HIGHLIGHTS | 2024

GENERAL FUND BUDGET

\$57,150,641

Municipal Service Costs: \$36,433,136

Other Appropriations:
(Library/Grants/School Debt/Deferred Charges) \$15,717,503

Reserve for Uncollected Taxes: \$5,000,002

APPROPRIATIONS

\$2.0M TOTAL ↑
(from 2023)

INCREASES

- **\$1.2 million** in municipal operation expenses (\$533,916 in Salary & Wages and \$677,706 in department other expenses)
- **\$209,831** increase in general liability and workers compensation costs
- **\$176,276** increase in healthcare insurance premium costs
- **\$122,079** increase in pension obligations

MUNICIPAL PERSONNEL

182 full-time • 30 part-time

- Salaries & Wages total **\$18.4 Million**
- Healthcare and pension benefits total **\$9.1 Million**
- % of benefits to Salary & Wages **50%**
- Average cost of benefits per employee **\$43,101**
- Annual employee contributions to healthcare premiums **\$1.4M**

Municipal Service Cost breakdown (includes Salary & Wages and Department Other Expenses)

Average Assessed Residential Home **\$435,648**

Municipal Tax Rate **\$0.92**

Municipal Service Cost **\$4,030**

	2024 Budget	2024 Municipal Service Cost	% of Total
Public Safety	\$11,821,716	\$1,072	26.6%
Community Services	8,261,556	\$749	18.6%
Municipal Debt Service	6,574,256	\$596	14.8%
Pension/Social Security	5,522,384	\$500	12.4%
Insurance	4,085,863	\$370	9.2%
General Government	2,044,342	\$185	4.6%
Finance	1,280,645	\$117	2.9%
Community Programs	1,279,053	\$117	2.9%
Interlocal Agreements (Joint Dispatch)	1,216,855	\$109	2.7%
Utilities	1,215,000	\$109	2.7%
Board of Health	533,871	\$48	1.2%
Municipal Court	388,706	\$36	0.9%
Capital Improvements	205,000	\$20	0.5%
TOTALS	\$44,429,247	\$4,030	100.0%

\$6,785,100 TOTAL CAPITAL PLAN

Sewer Utility	\$2,655,000
DCS Infrastructure	\$1,505,000
DCP Projects	\$710,000
DCS Vehicles/Equipment	\$652,000
Police Department	\$492,500
DCS Buildings Maintenance	\$425,000
Fire Department	\$265,600
Parking Services Utility	\$55,000

DEBT (Capital Budget funding)

Net Debt Total (General Fund outstanding bonds/notes as of 12/31/23)

\$62.97 Million

Equalized Valuation

(Three-year average)

\$8.42 Billion

Net Debt to Equalized Valuation

0.75%

STRONG FINANCIAL POSITION

AAA

Credit Rating

from all three major credit rating agencies

CAPITAL BUDGET | 2024



Report a concern and pay for parking with a smart phone using our Report a Concern and Parkmobile™ apps



FOLLOW US ON:



Facebook @cityofsummit



YouTube @cityofsummit



Instagram @cityofsummit.nj



X @cityofsummitnj



2024 BUDGET SNAPSHOT

SUMMIT CITY HALL • 512 SPRINGFIELD AVENUE
SUMMIT, NEW JERSEY 07901-2667
908.277.9400


PRSRT STD
U.S. POSTAGE
PAID
UNION NJ
PERMIT NO. 451

ECRWSS EDDM
POSTAL CUSTOMER
SUMMIT, NEW JERSEY 07901

2024 MUNICIPAL GOALS

The goal-setting process enables the Common Council to build a consensus on policies and projects that will impact the Summit community. City administration uses established goals to set priorities, direct work activities and allocate staff and financial resources.

GOAL	KEY ACTION
Enhance the municipal financial position through strategic budgeting practices, prudent municipal debt management and development of a framework for long-term financial sustainability.	Optimize revenue streams and reduce operational inefficiencies to secure fiscal health with a municipal tax rate change at or near 2.0%.
Leverage data-driven decision-making processes and the deployment of artificial intelligence tools to refine service delivery mechanisms.	Create opportunities using AI for efficiencies in land use planning, environmental sustainability efforts, resource allocation, and interactions with residents.
Deploy a comprehensive wellness program for both the community at large and city employees.	Introduce a Mayors Wellness Campaign that incentivizes participation to encourage physical and mental health, and a work-life balance.
Address obligations for affordable housing and continue work to develop diverse housing options that are accessible to various income levels.	Establish a city-wide dialogue with community groups focused on affordable housing to create a plan that maximizes and incentivizes the development of affordable rental units.
Create a safe and welcoming environment that enhances the quality of life for all residents.	Complete improvements to infrastructure and public spaces that are approved capital budget projects.
Expand opportunities for community engagement and outreach.	Launch a citywide survey and platform for continuing citizen feedback to ensure residents have a voice in shaping the city's future.
Develop more inclusive community events and initiatives that celebrate diversity.	Host community dialogues, employee education programs, and cultural festivals that showcase the rich tapestry of cultures within our city.



MAYOR
Elizabeth Fagan, MD

• COMMON COUNCIL •

COUNCIL PRESIDENT

Lisa K. Allen, Ward 2

PRESIDENT PRO TEM

Delia Hamlet, Ward 1

WARD 1

Andy Minegar

Bob Pawlowski

WARD 2

Jamel Boyer

Greg Vartan

COUNCILMEMBER-AT-LARGE

Kevin Smallwood

CITY ADMINISTRATOR

Michael F. Rogers

CITY CLERK

Rosemary Licatese

CITY TREASURER/CFO

Tammie Baldwin

CHIEF COMMUNICATIONS

OFFICER

Amy Cairns

MEETING SCHEDULE @
cityofsummit.org

BROADCAST LIVE ON
Comcast Channel 36
Verizon Channel 30

STREAMED LIVE ON
City of Summit YouTube channel

Detailed budget information is available at cityofsummit.org/budgets.

Printed copies are available in the Office of the City Clerk and at the Summit Free Public Library.